

It stimulates and helps the step pattern. It trains the user to maintain the balance of the trunk and pelvis. It organizes a wider and structured vision of space, enhances the perception of distances and environment that surrounds the user. It develops physical self-sufficiency and psychological independence by experimenting the possibility of acting independently without the help of other people.

Grillo compensates the user lack of balance thanks to its ergonomic support and wide base, it allows the user to concentrate his/her residual abilities on walking.

The wide range of components and supports offers maximum versatility. All accessories are interchangeable quickly and without the use of tools to suit different clinical pictures.



Product registered FDA (USA)

Product marked **CE**

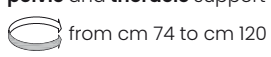

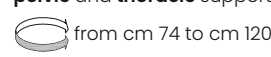

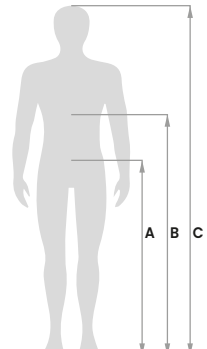


- **LIGHT ALUMINUM FRAME**, foldable for an easy transportation with **PATENTED HEIGHT ADJUSTMENT SYSTEM**.
- **PELVIC SUPPORT and THORACIC SUPPORT**, padded, adjustable in height, width and circumference. They allow an easy access. They hold the user just like two **HANDS** giving him/her a sense of security and stability allowing the user to concentrate on walking without any fear. The Thoracic support is adjustable in tilt and backward-forward.
- **ERGONOMIC HARNESS**, comfortable, adjustable and easily removable for washing. It supports the user in case of necessity without generating painful pressures.
- **HANDLEBAR**, removable and adjustable in height, it is used as a reference and as an armrest.

- **ARM SUPPORTS**, adjustable in height, tilting, rotation and depth.
- Exclusive **ORMESA DESIGN WHEELS**, light and puncture proof : 2 front swivelling, Ø15 cm (sizes mini and Small) and Ø 17.5 cm (sizes Medium and Large) and 2 rear fixed, Ø 20 cm (sizes mini and Small) and Ø 25 cm (sizes Medium and Large).
- **DIRECTIONAL LOCK** on front wheels, **ADJUSTABLE DRAG**, **ANTI-ROLLBACK DEVICE** and **WHEELS STOP** on rear wheels, easy to operate by the red pedal
- **SEMIELASTIC BUMPERS**.



Attention!
Read carefully the user and maintenance manual

FRONT DRIVE	REAR DRIVE	USER DIMENSIONS:
<p>Inner circumference pelvic and thoracic support from cm 74 to cm 120</p>   <p>WEIGHT OF THE AID KG 22,5 MAX LOAD 90 KG</p>	<p>Inner circumference pelvic and thoracic support from cm 74 to cm 120</p>   <p>WEIGHT OF THE AID KG 21,7 MAX LOAD 90 KG</p>	<p>USER HEIGHT (C): GRILLO Medium, 110-165 cm</p>  <p>IMPORTANT: Make sure that measures A and B indicated in the figure do not exceed the suggested range indicated for the supports.</p>

download and send the form to
iim@mobility-usa.com

DISTRIBUTOR/AGENT:	DATE OF ORDER:
	DATE OF DELIVERY:
	NAME OF THE ADDRESSEE/USER:

ORDER FORM

GRILLO

SIZE **M**

Front Drive

Rear Drive

CHOOSE THE CONFIGURATION >	Front Drive			Rear Drive		
	PT	PA	P	PT	PA	P
ADDITIONAL COMPONENTS ✓ 925, 924, 930: you can choose other size	 PT Including: > thoracic support > pelvic support > ergonomic harness > handlebar	 PA Including: > pelvic support > ergonomic harness > arm supports	 P Including: > pelvic support > ergonomic harness > handlebar	 PT Including: > thoracic support > pelvic support > ergonomic harness > handles	 PA Including: > pelvic support > ergonomic harness > arm supports	 P Including: > pelvic support > ergonomic harness > handles
865 Multiadjustable headrest	NA	NA	NA	available in combination with thoracic support 925	available in combination with thoracic support 925	available in combination with thoracic support 925
925 Thoracic support	●	□	□	●	□	□
924 Pelvic support	●	●	●	●	●	●
930 Ergonomic harness	●	●	●	●	●	●
926 Adjustable handlebar	●	□	●	NA	NA	NA
809 Arm supports	□	●	□	□ with joints	●	□ with joints
943 Arm straps	□ available in combination with arm supports 809	□	□ available in combination with arm supports 809	□ available in combination with arm supports 809	□	□ available in combination with arm supports 809
939 Ergonomic handles	□	●	□	□ with joints	●	□ with joints
927 Removable knobs	NA	NA	NA	●	□	●
919 Lumbar thrust support	NA	NA	NA	□	□	□
918 Folding seat	NA	NA	NA	□	□	□
815 Proximal abductor	□	□	□	□	□	□
946 Ergonomic saddle	□	□	□	□	□	□
890-C Leg divider with thigh loops	□	□	□	□	□	□
890-SC Distal abductor	□	□	□	□	□	□
810 Weighting bars	□	□	□	□	□	□
923 Additional assistant push handle	□	□	□	□	□	□
928 Rear narrow base wheels with parking brake pedals. ONLY FOR INDOOR USE	□	□	□	□	□	□