

B30 & B60

Canadian Suggested Retail Price List in USD
Nov-19

Phone: 260-665-2769

Fax: 260-665-3047

Email: iim@mobility-usa.com

www.mobility-usa.com

Quote: _____

P.O. _____

Bill To

Dealer: _____ Contact: _____

Address: _____

City: _____ State: _____ Zip: _____

Phone: _____ Fax: _____

Email: _____ Mark For: _____

Ship To Same as Bill To _____

Dealer: _____ Contact: _____

Address: _____

City: _____ State: _____ Zip: _____

Phone: _____ Fax: _____

Email: _____ Mark For: _____

Juditta Features and Specifications

- **Frame** - steel, with non-toxic epoxy black powder paint
- **Upholstery** - breathable, fire-retardant, attaches to the seat with buttons, easily removable, and machine washable or wipeable
- **Headrest** - adjustable in height, angle, depth, and side to side; provides stability to the user without obstructing the lateral movement of the head; insuring proper alignment between head and trunk. Made out of a special anti-bacterial closed cell, highly resistant to external chemical agents.
- **Backrest** - gives a proper alignment to the trunk and doesn't generate any pressure on the spine; height adj; tilt 13°-38°
- **Armrest** - flip open to be positioned behind the backrest for easy transfer
- **Seat Bottom** - adjustable inclination of 10° to 35° due to gas springs, inclined by 10° to prevent user from sliding forward
- **Legrests** - corner protectors padded for knee, swing away leg support adjustable in height and angle to help the user to get close for transitioning
- **Footplates** - flip up and height adjustable, easy access to elevators and small rooms
- **Wheels** - 6.7" swivelling solid front and 12" or 22" solid rear, drum brakes are engageable with single control pedal, 3" anti-tip wheels

Juditta Seat Size select one

Quantity	Part Number	Description	Price (USD)
_____	JUDI16	Juditta 16"	\$2,100.00
_____	JUDI18	Juditta 18"	\$2,200.00
_____	JUDI20	Juditta 20"	\$2,300.00
includes WC19 Tie down hooks			



CRASH TEST
Model B30 and B60 are suitable to be transported in a vehicle according to ISO 7176/19 and ANSI RESNA WC/19 standards.

Juditta Wheel Size select one

_____	JUDIB30	12" Rear Wheels 8" front swivel wheels & 12" rear wheels	N/C
_____	JUDIB60	22" Rear Wheels 8" front swivel wheels & 22" rear wheels	\$400.00



JUDIB30







JUDIB60

Upholstery select one

Part Number	Description	Price (USD)
171658	Breathable Dark Grey Upholstery 16"	N/C
171654	Breathable Dark Grey Upholstery 18"	N/C
171660	Breathable Dark Grey Upholstery 20"	N/C
100769	Wipeable Upholstery 16"	N/C
100770	Wipeable Upholstery 18"	N/C
100771	Wipeable Upholstery 20"	N/C



Required Parts

J930	Headrest height, angle, depth, and side to side adj requires J930-HW	\$200.00	
J930-HW	Headrest Hardware	\$225.00	
			
J931-16	Manual Legrests 16" (pair) elevating, swing away, removable	\$900.00	
J931-18	Manual Legrests 18" (pair) elevating, swing away, removable	\$900.00	
J931-20	Manual Legrests 20" (pair) elevating, swing away, removable	\$900.00	
J912	Armpads 16.5" x 3" (pair)	N/C	

Calf Support select one

JUDICP-16	Calf Pads 16" requires JUDICP-HW	\$160.00	
JUDICP-18	Calf Pads 18" requires JUDICP-HW	\$160.00	
JUDICP-20	Calf Pads 20" requires JUDICP-HW	\$160.00	
JUDICP-HW	Swing Away Hardware	\$250.00	
G916-40	Padded Calf Strap alternative to calf pads 16"	\$245.00	
G916-45	Padded Calf Strap alternative to calf pads 18"	\$255.00	
G916-50	Padded Calf Strap alternative to calf pads 20"	\$265.00	

Positioning Options

J894	45° Pelvic Belt	\$85.00	
G834	Abduction Block	\$165.00	

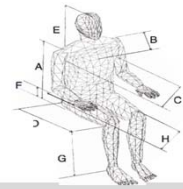
Accessories

Part Number	Description	Price (USD)	
G824-R40	Reclinable Tray adj in tilt and depth 16"	\$355.00	
G824-R45	Reclinable Tray adj in tilt and depth 18"	\$355.00	
G824-R50	Reclinable Tray adj in tilt and depth 20"	\$355.00	
G896	Padded Removable Tray Covering	\$105.00	
G933	IV Pole B30 Only	\$260.00	
J914	Footrest Lock	\$225.00	
J905	Hand Brakes - B30 Only set for rear wheel lock	\$260.00	
G892	Removable Footplate Covering	\$160.00	
S-171658	Extra Set of Breathable Upholstery 16"	\$550.00	
S-171654	Extra Set of Breathable Upholstery 18"	\$550.00	
S-171660	Extra Set of Breathable Upholstery 20"	\$550.00	
S-100769	Extra Set of Wipeable Upholstery 16"	\$550.00	
S-100770	Extra Set of Wipeable Upholstery 18"	\$550.00	
S-100771	Extra Set of Wipeable Upholstery 20"	\$550.00	
LGSVC	Lift Gate Service For facilities without a loading dock	\$105.00*	

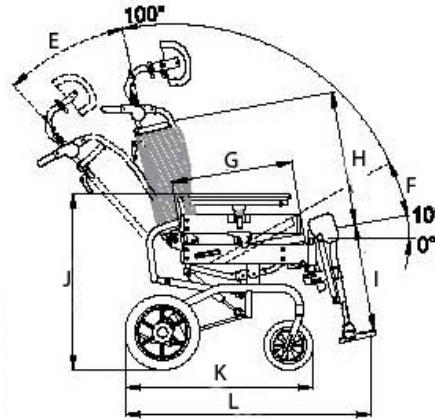
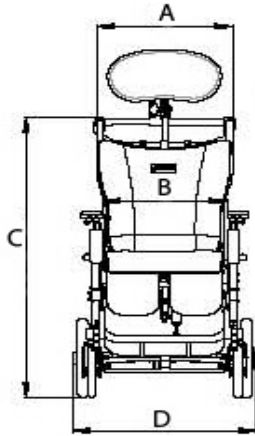
*Discounts do not apply

Client Measurements

A Back height: _____ F Lower leg length: _____
 B Chest depth: _____ G Head height: _____
 C Chest width: _____ H Arm height: _____
 D Seat depth: _____ Age: _____
 E Seat width: _____ Weight: _____

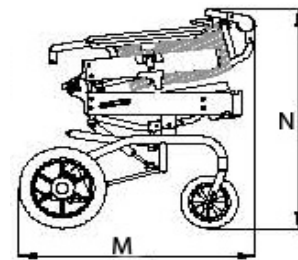


Dimensions



Measurements in Inches

Juditta	Size 16	Size 18	Size 20
Max Capacity	264.5 lbs	286.5 lbs	308.5 lbs
Unit Weight B30	84 lbs	86 lbs	88 lbs
Unit Weight B60	90 lbs	92.5 lbs	95 lbs
A	18.5	20.5	22.5
B	16	18	20
C	40.5 - 43	40.5 - 43	40.5 - 43
D B30	24.5	26	28
D B60	27	29	31
E	13° - 38°	13° - 38°	13° - 38°
F	10° - 35°	10° - 35°	10° - 35°
G	16,17,18,19	16,17,18,19	16,17,18,19
H	22 - 24.5	22 - 24.5	22 - 24.5
I	14.5 - 19	14.5 - 19	14.5 - 19
J	28 - 31.5	28 - 31.5	28 - 31.5
K	30.5	30.5	30.5
L	39.5	39.5	39.5
M B30	31	31	31
M B60	34	34	34
N	31	31	31



Note: All specification and prices are subject to change without notice. Prices listed are only valid if ordering with a chair. For coverage information, verify the policy of the appropriate payer. It is recommended to contact Innovation In Motion with any questions regarding proper ordering of the chair at 1-260-665-2769.