

Mini, Small, Medium, Large

U. S. Suggested Retail Price List
Jan-20

Phone: 260-665-2769

Fax: 260-665-3047

Email: iim@mobility-usa.com

www.mobility-usa.com

Quote: _____

P.O. _____

Bill To

Dealer: _____ Contact: _____

Address: _____

City: _____ State: _____ Zip: _____

Phone: _____ Fax: _____

Email: _____ Mark For: _____

Ship To

Same as Bill To _____

Dealer: _____ Contact: _____

Address: _____

City: _____ State: _____ Zip: _____

Phone: _____ Fax: _____

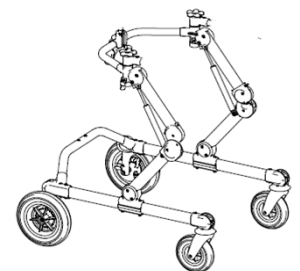
Email: _____ Mark For: _____

Grillo Features and Specifications Mini, Small, Medium, Large

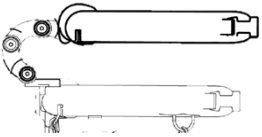
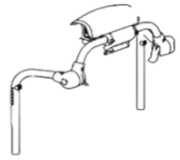




- **Quick Adjustment** - Grillo adjusts easily and tool-free for user growth, transportation, or multiple patient use.
- **Easy Transport** - In just one motion, Grillo folds into a small compact unit easy to transport. No tools required.
- **Exclusively-Designed Wheels** - Grillo wheels come standard with anti-rollback, independently adjustable tension drag, and brakes. The wheels are suitable for indoor and outdoor use.
- **Chest & Pelvic Supports** - Padded and adjustable in angle, height, inclination, and circumference. The chest and pelvic supports work independently.
- **Ergonomic Harness** - The harness supports the user if necessary without generating pressure and is breathable, adjustable, and removable.
- **Measurement Bars** - allow for quick, easy, and accurate adjustment.
- **Grillo** - has the widest range of height adjustment on the market.

Grillo Frame Options


Part Number	Description	Price
_____ GRA-MN	Grillo Anterior Frame Mini requires GR824, GR930, and GR925	\$1,805.00
_____ GRP-MN	Grillo Posterior Frame Mini requires GR824, GR930, and GR925	\$1,805.00
_____ GRA-S	Grillo Anterior Frame Small requires GR824, GR930, and GR925	\$1,900.00
_____ GRP-S	Grillo Posterior Frame Small requires GR824, GR930, and GR925	\$1,900.00
_____ GRA-M	Grillo Anterior Frame Medium requires GR824, GR930, and GR925	\$2,190.00
_____ GRP-M	Grillo Posterior Frame Medium requires GR824, GR930, and GR925	\$2,190.00
_____ GRA-L	Grillo Anterior Frame Large requires GR824, GR930, and GR925	\$2,690.00
_____ GRP-L	Grillo Posterior Frame Large requires GR824, GR930, and GR925	\$2,690.00



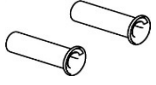

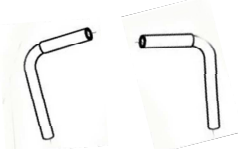

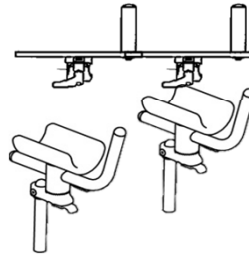


Support Options

Part Number	Description	Price	
_____ GR103-MN	Mini Pelvic and Chest Support Hardware & Ring Combo can be used on Mini and Small Frame	\$1,000.00	
HAS TO BE SIZE OF FRAME - REQUIRES CHEST RING			
_____ GR925-MN	Mini Chest Support Hardware	\$100.00	
_____ GR925-S	Small Chest Support Hardware	\$100.00	
_____ GR925-M	Medium Chest Support Hardware	\$100.00	
_____ GR925-L	Large Support Hardware	\$100.00	
MAY SELECT UP TO ONE SIZE SMALLER OR LARGER FROM FRAME SIZE			
_____ GR303200	Chest Ring Size Mn each support is 11.5" long	\$300.00	
_____ GR303194	Chest Ring Size Sm each support is 13" long	\$300.00	
_____ GR303192	Chest Ring Size Md each support is 15" long	\$300.00	
_____ GR303190	Chest Ring Size Lg each support is 18" long	\$300.00	
HAS TO BE SIZE OF FRAME - REQUIRES PELVIC RING			
_____ GR924-MN	Mini Pelvic Support Hardware	\$300.00	
_____ GR924-S	Small Pelvic Support Hardware	\$300.00	
_____ GR924-M	Medium Pelvic Support Hardware	\$300.00	
_____ GR924-L	Large Pelvic Support Hardware	\$300.00	
MAY SELECT UP TO ONE SIZE SMALLER OR LARGER FROM FRAME SIZE			
_____ GR303199	Pelvic Ring Size Mn each support is 11.5" long	\$300.00	
_____ GR303193	Pelvic Ring Size Sm each support is 13" long	\$300.00	
_____ GR303191	Pelvic Ring Size Md each support is 15" long	\$300.00	
_____ GR303189	Pelvic Ring Size Lg each support is 18" long	\$300.00	
MAY SELECT UP TO ONE SIZE SMALLER OR LARGER FROM FRAME SIZE			
_____ GR930-MN	Ergonomic Harness Mn 10.5" - 18.5" requires GR924	\$400.00	
_____ GR930-S	Ergonomic Harness Sm 10.5" - 18.5" requires GR924	\$400.00	
_____ GR930-M	Ergonomic Harness Md 15" - 25" requires GR924	\$400.00	
_____ GR930-L	Ergonomic Harness Lg 15" - 25" requires GR924	\$400.00	


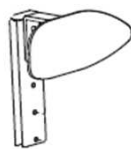
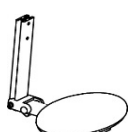
Bars to attach Handle Options Required

_____ GR835-MN	Horizontal Bars Mn only 6.5" long	\$145.00	
_____ GR835-S	Horizontal Bars Sm 8.5" long	\$150.00	
_____ GR835-ML	Horizontal Bars Md, Lg 10.5" long	\$165.00	


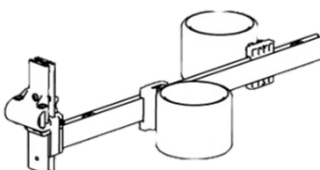
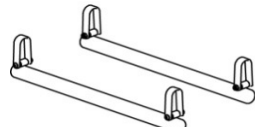
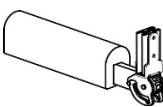
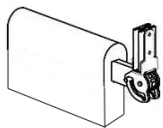

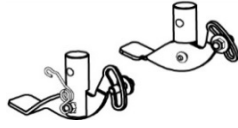
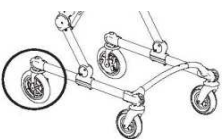

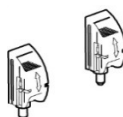
Handle Options

Part Number	Description	Price	
_____ GR927-MN	Posterior Hand Grips Mn only	\$50.00	
_____ GR927	Posterior Hand Grips Sm, Md, Lg	\$50.00	
_____ GR926-MN	Anterior Handlebar Mn requires GR-HW-MN	\$100.00	
_____ GR926-S	Anterior Handle Bar Sm requires GR-HW	\$100.00	
_____ GR926-M	Anterior Handle Bar Md requires GR-HW	\$125.00	
_____ GR926-L	Anterior Handle Bar Lg requires GR-HW	\$150.00	
_____ GR939	Ergonomic Handles Mn, Sm, Md, Lg requires GR-HW	\$125.00	
_____ GR-HW-MN	Multi Axis Hardware Mn only	\$75.00	
_____ GR-HW	Multi Axis Hardware Sm, Md, Lg	\$75.00	
_____ GR809-MN	Arm Supports Mn only 7" long 4" wide requires GR-HW-MN	\$550.00	
_____ GR809-S	Arm Supports Sm 6" long 3.5" wide requires GR-HW	\$600.00	
_____ GR809-M	Arm Supports Md 7.5" long 4" wide requires GR-HW	\$650.00	
_____ GR809-L	Arm Supports Lg 8" long 4" wide requires GR-HW	\$650.00	
<u>Description:</u> Works with Anterior and Posterior. Adjustable in height, direction, depth, tilt, and inclination.			
_____ GR943-MNS	Arm Straps Mn, Sm (pair)	\$40.00	
_____ GR943-ML	Arm Straps Md, Lg (pair)	\$40.00	
_____ GR32707	Elbow Stop Sm, Md, Lg 4"x3" padded elbow stop (pair) requires GR809	\$385.00	
_____ GR50048	Elbow Stop Cover with Gel Insert (pair) requires GR32707	\$250.00	

Accessories

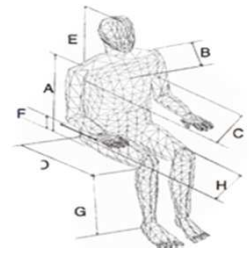
_____ GR865	Headrest Sm, Md, Lg POSTERIOR ONLY 10" height adjustment Requires Chest Support	\$550.00	
_____ GR919-S	Lumbar Support Sm POSTERIOR ONLY 3" tall, 8" wide	\$280.00	
_____ GR919-M	Lumbar Support Md POSTERIOR ONLY 4" tall, 9.5" wide	\$280.00	
_____ GR918-S	Folding Seat Sm POSTERIOR ONLY 10" deep, 6" wide	\$335.00	
_____ GR918-M	Folding Seat Md POSTERIOR ONLY 11" deep, 7" wide	\$365.00	

Accessories

Part Number	Description	Price	
_____ GR890-MN	Padded Leg Divider Mn only 22" long	\$400.00	
_____ GR890	Padded Leg Divider Sm, Md, Lg 24" long	\$600.00	
_____ GR890C-S	Leg Divider Sm 21" long, cuff size 10" - 16"	\$650.00	
_____ GR890C-M	Leg Divider Md 23" long, cuff size 14" - 20"	\$700.00	
_____ GR890C-L	Leg Divider Lg 28" long, cuff size 18" - 26" <u>Description:</u> Adjustable in height and stride length.	\$750.00	
_____ GR810-S	Weight Bars Sm 11.5 lbs. total	\$275.00	
_____ GR810-ML	Weight Bars Md, Lg 15 lbs. total	\$295.00	
_____ GR815-S	Abduction Saddle Sm pad W: 2.5" H: 3.5" L: 10" Overall L: 14"	\$345.00	
_____ GR815-M	Abduction Saddle Md pad W: 3" H: 3.5" L: 12" Overall L: 16"	\$365.00	
_____ GR815-L	Abduction Saddle Lg pad W: 3" H: 4" L: 14" Overall L: 19" distance between pelvic harness and saddle top hole 4.5" bottom hole 6"	\$445.00	
_____ GR34429	Saddle Extension Sm 6" of extended abduction requires GR815-S	\$175.00	
_____ GR34430	Saddle Extension Md 6" of extended abduction requires GR815-M	\$185.00	
_____ GR34431	Saddle Extension Lg 6" of extended abduction requires GR815-L	\$195.00	
_____ GR929-MN	Pedal Parking Brakes Mn only Comes attached to wheel	\$275.00	
_____ GR929	Pedal Parking Brakes Sm, Md, Lg	\$275.00	
_____ GR928	Narrow Rear Wheels Md, Lg with pedal brakes Medium In-line wheel makes the overall width 27" instead of 30" Large In-line wheel makes the overall width 28.5" instead of 31.5"	\$675.00	
_____ GR923	Assistant Push Handle Mn, Sm, Md, Lg	\$290.00	
_____ GR-DL	Directional Locks Mn, Sm, Md, Lg	N/C	

Client Measurements

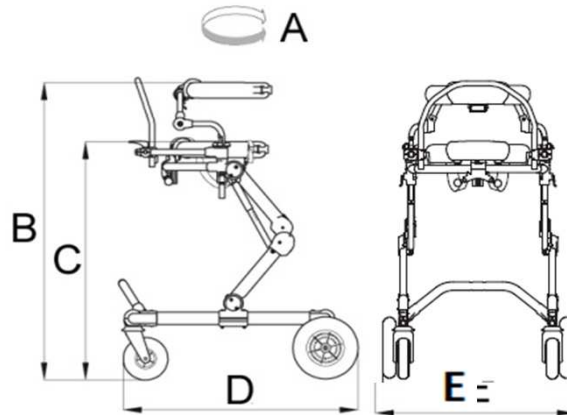
A Back height: _____ F Lower leg length: _____
 B Chest depth: _____ G Head height: _____
 C Chest width: _____ H Arm height: _____
 D Seat depth: _____ Age: _____
 E Seat width: _____ Weight: _____



Dimensions

Measurements in Inches

Grillo	Mini	Small	Medium	Large
Max Capacity	77 lbs	99 lbs	198 lbs	242 lbs
User Height	29 - 39	35 - 53	43 - 65	59 - 75
Unit Weight	28 lbs	36 lbs	43 lbs	51 lbs
A	21 - 31	23.5 - 34	29 - 47	33 - 55
B	20 - 29.5	27 - 37.5	30 - 47	32.5 - 56
C	16.5 - 24	19 - 33	21 - 39	25 - 46
D	29	29.5	36	43.5
E	22.5	25.5	30	31.5



One Frame → 7 Configurations

Note: All specification and prices are subject to change without notice. Prices listed are only valid if ordering with a gait trainer. The HCPCS codes provided are not intended to be billing or legal advice, rather Innovation In Motion's interpretation of the code definitions. Use of the codes provided does not ensure coverage or payment for the item. For coverage information, verify the policy of the appropriate payer. It is recommended to contact Innovation In Motion with any questions regarding proper ordering of the chair at 1-260-665-2769.